



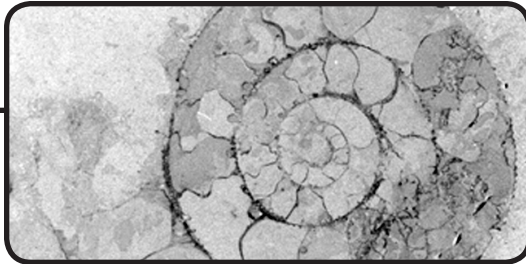
FERNBANK SHELL SEARCH



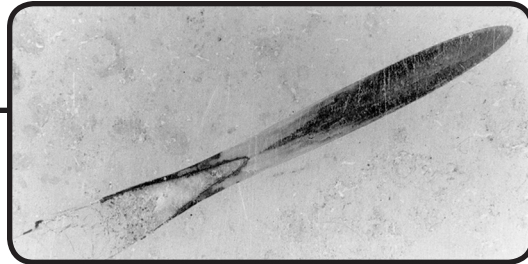
Welcome to Fernbank Museum! You will see lots of animals during your visit today, many of which have shells. The Fernbank Shell Search focuses on one type of shelled animal—the mollusk. Look for answers to these questions as you “comb through” the Museum’s exhibitions.

ENTRY LEVEL

1. Mollusks with one shell (like snails) are called univalves. Mollusks with two shells (like clams) are called bivalves. Can you find one univalve and one bivalve in the Gray’s Reef diorama in *A Walk Through Time in Georgia*?
2. Take a look at the Museum’s floors. The tiles contain fossils of many shapes and sizes. The fossils we find most often in our floors are of certain prehistoric animals. Use the pictures as a reference and see if you can find some of these fossils right below your feet.




ammonite



belemnite

LOWER LEVEL

3. In *The World of Shells* exhibition, take a look at the many shapes and sizes of shells. Can you find Georgia’s state seashell, the Knobbed Whelk? Draw a picture of it in the space provided.
4. I am an ancient ocean animal. My fossil remains can be found in the limestone floor tiles at Fernbank Museum, and my modern relative is displayed in *The World of Shells*. In fact I was the inspiration for Fernbank Museum’s logo. Who am I?



UPPER LEVEL

5. Visit *Reflections of Culture* and you'll find shells used in jewelry and other things that people wear. Why do you think that people used shells?
-

Can you find:

- A necklace made with shells?
- A hat decorated with shells?
- A forehead ornament made with shells?

Which one would you like to wear? _____

6. Visit *NatureQuest* (if you are the right age). How many different kinds of shells can you find in these areas?

- Ocean _____
- Estuary (Don't forget to look up.) _____
- Caves (Look in the rock layers.) _____
- Archaeology Site (Check out the tabby wall.) _____



FERNBANK[®]

MUSEUM OF NATURAL HISTORY

fernbankmuseum.org